

The background of the image shows a blurred restaurant interior. There are wooden tables and red upholstered chairs. In the foreground, on a wooden table, are three wine glasses and a set of cutlery. Two tall, elegant wine glasses stand side-by-side; the one on the right is partially filled with a reddish-orange liquid. To their right is a shorter, wider glass. In front of the glasses, a fork and knife are laid out on a white napkin.

royal
leerdam

2024|2025
FOODSERVICE
COLLECTION



PLISSÉ Range



INTRODUCTION

Royal Leerdam is part of Leerdam Crisal Glass, a well-known European glass producer with rich roots preserved throughout the ages in the European glass cities of Leerdam (The Netherlands) and Marinha Grande (Portugal). At Royal Leerdam we have been designing and manufacturing glassware for the hospitality industry for 145 years. Our brand is known for its powerful combination of elegant design and functional details. Elegant design contributes to a sense of quality and adds value to the overall image of restaurants, hotels, banqueting events, catering establishments and bars.

The high-quality collections of Royal Leerdam offer glassware for different purposes and every occasion, whether you are looking for elegant stemware, all-rounders or specialty glasses. The versatility of the various lightweight ranges and the broad spectrum of product lines that will remain in stock for years have earned Royal Leerdam the reputation of a reliable partner in the hospitality industry.

The catalogue showcases new elegant and distinctive glassware along with comparable new packaging. We are happy to share the power of this trusted and authentic brand with you. Royal Leerdam offers you the products and service that will suit your business perfectly.



CARRÉ. Wine 65cl . ENSEMBLE . Water 37 cl≈

INDEX

INTRODUCTION	02	EXPERTS´ COLLECTION	47
FEATURES	07	Light & Fresh	48
WE CARE FOR SUSTAINABILITY	08	Fruity & Smooth	48
STEMWARE	11	Round & Mature	50
Adora	12	Powerful & Spicy	50
Bouquet	14	Sparkling	52
Carré	18	Stemless Wine & Water Glass	52
Doyenne	22	SPECIALS BEERS	55
Gilde	24	SPECIALS COCKTAILS	59
Grandeur	28	SPECIALS SPIRITS	65
L'Esprit Du Vin	30	DESSERTS & APPETIZERS	71
Plaza	34	SERVEWARE	77
Ronda	36	Ensemble	78
GOLDEN COLLECTION	39	HANDLING GUIDE	81
Carré Optics	40		
Regis	42		
Bonheur	44		



The product is manufactured by Royal Leerdam, fine European glassware since 1878.



All raw materials are coming from a natural source.



The material used in the product is considered safe for food contact.



The product does not contain lead in the composition.



DISHWASHER
SAFE



HANDWASH
RECOMMENDED



FINESSE LASER
CUT RIM



NUCLEATION

The product can go into the dishwasher.

We advise to wash the product by hand.

The product has a very fine polished rim; for an elegant look & feel and refined drinking experience.

Laser etch on the inside bottom creates a constant stream of bubbles, enhancing aroma and flavor.



THIN STEM



LARGER FOOT
PLATE



OPTIC
GLASSWARE

The product has an elegant thin yet robust stem. Proof that elegance can go hand in hand with sturdiness.

The product has a larger foot plate to improve stability.

The product has an optics design in the bowl.

FEATURES

In order to give our customers the best information about our products we created symbols which can be interpreted easily. These symbols inform you about the origin, special characteristics, usage, warnings and design of the glass. You can come across these symbols on our packaging and product information.



WE CARE FOR SUSTAINABILITY

Sustainability becomes more and more important. It has become an increasingly crucial factor in purchasing decisions. Therefore, Royal Leerdam (part of Leerdam Crisal Glass) has been crafting a sustainable agenda. Recycling has always been at the heart of our business. We aim to produce our 100% recyclable glass products with zero impact on the environment, assuring that the next generations are able to live in a better world. We do this by applying sustainable processes throughout the organization and supporting social, economic and cultural progress in the communities where we live and work.

WHAT WE ARE PROUD OF

100% Recyclable products: Our products are completely recyclable without compromising quality.

Food-safe glassware: Our glassware is 100% food-safe and environmentally friendly.

Cullet reuse: Each new glass starts with 20% to 50% of our own pre-consumer recycled glass (cullet), reducing our environmental footprint.

Decarbonization research: We're actively researching decarbonization methods like electrification and the use of hydrogen.

Eco-Conscious Manufacturing: For years, we have been leading in eco-friendly manufacturing, by implementing the most sustainable furnaces in the industry in both production units.

Cutting waste and preserving resources: Our packaging material is made of 80% to 95% recycled cardboard.

Innovative repurpose cycling: By repurposing existing molds, we give discontinued products a new life cycle and adapt them to current market trends.

Environmental collaboration: We collaborate closely with national environmental and waste entities to promote recycling and upcycling.

Paperless operations: Minimizing paper usage through digitalization of all our processes.

Diversity and social justice: We celebrate diversity, support racial equality, and advocate for social justice.

Community Support: We support various organizations through monetary donations and in-kind product contributions.

Sharing is caring: We welcome local communities to visit our plants and learn about the amazing glass production process; we share the best we make.



CARRÉ . Wine 37cl . Wine 52cl≈

STEMWARE

Royal Leerdam has a rich and proud history in the production of stemmed wine glasses. With traditional Dutch glassmaking craftsmanship, a team of top designers, royal status and vast experience, Royal Leerdam is able to offer you the right wine glass for every situation and purpose, including restaurants, hotels, banqueting events, catering services, bars, bistros and brasseries.

Our extensive collection blends basic and classic shapes with modern and elegant designs, in a perfect combination of functionality and style. The practical ranges Bouquet and Gilde, with their classic and functional design, are perfect for intensive high volume services like for example banqueting and large-scale catering projects. Whereas elegant ranges like Adora, Doyenne and Grandeur will have a more distinct presentation, creating eye-catching table settings for fine dining establishments.

If you are looking for stemware that will enhance the taste experience of a specific wine type, the Experts' Collection is a perfect choice. The series has been created in a close collaboration with Barbara Verbeek, a well-known Dutch wine expert and wine journalist.

ADORA

The name of this adorable series is well chosen. ADORA, derived from the Latin word 'adorno' means worship, adore, and honor. The ADORA range has a lovely, classical appeal. The elegant bowl shape is specifically designed to allow the wine to breathe to bring out its aroma and bouquet. The vertical lines inside the bowl upscale this design into a fine dining ambiance. To complete the range the wine glasses and champagne glass come with a matching tumbler, and a new Coupe.

Classic appeal

Elegant bowl shape

Vertical lines inside the bowl

Fine dining

ADORA . Wine 50 cl . Water . 44 cl≈



STEMWARE | 13

ADORA

NEW					
	Coupe 30 cl · 10,25 oz ≈ h 163.5 mm Ø 104.5 mm ≈ Item 16036 SKU 610062 Box/6	Wine 50 cl · 17 oz ≈ h 231 mm Ø 89 mm ≈ Item 02036 SKU 362206 Box/6	Wine 38 cl · 12,75 oz ≈ h 217 mm Ø 83 mm ≈ Item 03036 SKU 363098 Box/6	Champagne 21 cl · 7 oz ≈ h 229 mm Ø 69 mm ≈ Item 17036 SKU 361766 Box/6	Water 44 cl · 15 oz ≈ h 104 mm Ø 86 mm ≈ Item 25036 SKU 362534 Box/6



BOUQUET

BOUQUET is one of Royal Leerdam's evergreens. It was designed in the 1980s by Floris Meijdam, a famous designer who developed several popular ranges for Royal Leerdam. The practical and functional design has proven its success in the past decades. The tulip-shaped bowl, tapered in at the top, gives the wine room to breathe and concentrates the aromas to enhance the taste experience. This range is suitable for intensive and professional use, banqueting and large-scale catering projects. Moreover, it's perfect for tray service.

Designed by Floris Meijdam

Practical and functional design

For intensive and professional use

Evergreen

BOUQUET . Wine 35 cl≈



BOUQUET



Wine
45 cl · 15,75 oz ≈
h 201 mm | Ø85 mm ≈
Item 02035 | SKU 536010
Box/6



Wine
35 cl · 12,5 oz ≈
h 193 mm | Ø79 mm ≈
Item 03035 | SKU 537000
Box/12



Wine - lined 12,5 cl
35 cl · 12,5 oz ≈
h 193 mm | Ø79 mm ≈
Item 03035 | SKU 350470
Box/6



Wine
35 cl · 12,5 oz ≈
h 193 mm | Ø79 mm ≈
Item 03035 | SKU 536003
Box/6



BOUQUET



Wine
29 cl · 10,25 oz ≈
h 186 mm | Ø74 mm ≈
Item 03899 | SKU 536065
Box/6



Wine
29 cl · 10,25 oz ≈
h 186 mm | Ø74 mm ≈
Item 03899 | SKU 537055
Box/12



Wine
23 cl · 8 oz ≈
h 161 mm | Ø69 mm ≈
Item 04099 | SKU 536058
Box/6



BOUQUET



Wine
23 cl · 8 oz ≈
h 161 mm | Ø69 mm ≈
Item 04099 | SKU 537017
Box/12



Port Wine
14 cl · 14 oz ≈
h 140 mm | Ø60 mm ≈
Item 07899 | SKU 536096
Box/6



Champagne
17 cl · 6 oz ≈
h 199 mm | Ø63 mm ≈
Item 17135 | SKU 536119
Box/6



Water
39 cl · 13 oz ≈
h 100 mm | Ø85 mm ≈
Item 25050 | SKU 250251
Box/6



CARRÉ

Simply designed for a trendy ambience, the CARRÉ range with its tall, sharp-angled bowl will be a beautiful asset to your dining area or bar. The sharp-angled bowl gives this range a trendy yet elegant look. The crisp line in the design is a subtle measurement mark to control serving sizes and, as a result, enhance your profit! Celebrating the 20th anniversary of Carré in 2023, we extended the range with two wine glasses, a tumbler, a port wine glass and a coupe. The shape is similar to the former glasses, but by having a tall and thin stem, the design gets an instant uplift!

- Contemporary design
- Sharp-angled bowl
- Portion control
- Casual and fine dining

CARRÉ . Wine 52 cl≈



CARRÉ



Wine
65,5 cl · 22 oz ≈
h 246 mm | Ø99 mm ≈
Item 02726 | SKU 260625
Box/6

LARGER FOOT PLATE THIN STEM



Wine
52 cl · 17,5 oz ≈
h 241 mm | Ø91 mm ≈
Item 03326 | SKU 260632
Box/6

LARGER FOOT PLATE THIN STEM



Wine
52 cl · 17,5 oz ≈
h 217 mm | Ø91 mm ≈
Item 02126 | SKU 265439
Box/6



Wine
37 cl · 13 oz ≈
h 217 mm | Ø82 mm ≈
Item 03026 | SKU 265415
Box/6

NEW



Tumbler
38,5 cl · 13 oz ≈
h 101 mm | Ø95.5 mm ≈
Item 25126 | SKU 250145
Box/6



CARRÉ

Contemporary design

Sharp-angled bowl

Portion control

Casual and fine dining



CARRÉ . Coupe 30 cl≈

CARRÉ



Wine
29,5 cl · 10 oz ≈
h 207 mm | Ø76 mm ≈
Item 05026 | SKU 265422
Box/6



Port Wine
14 cl · 4,75 oz ≈
h 191 mm | Ø69 mm ≈
Item 07026 | SKU 260663
Box/6



Champagne
22,5 cl · 7,75 oz ≈
h 230 mm | Ø69 mm ≈
Item 17026 | SKU 265446
Box/6



Coupe
30 cl · 10,56 oz ≈
h 173 mm | Ø106 mm ≈
Item 16026 | SKU 260649
Box/6



THIN STEM



THIN STEM



DOYENNE

The DOYENNE series is a must-have for every restaurant, hotel and catering service that is looking to elevate the presentation and maximize the flavour of their signature wines. It has a high angled bowl and a slim 6 mm stem for an extra touch of both modern and luxury design. Due to our craftsmanship and engineering we are able to produce a slender stem that equals our other foodservice wine ranges in terms of strength.

Elegant and luxurious design

High angled bowl

Slim 6mm stem

Fine dining



DOYENNE. Wine 47 cl≈



DOYENNE

				
Wine 59 cl · 19,75 oz ≈ h 250 mm Ø94 mm ≈ Item 02085 SKU 850024 Box/6	Wine 47 cl · 16 oz ≈ h 235 mm Ø87 mm ≈ Item 03085 SKU 850031 Box/6	Sparkling wine 34 cl · 11,5 oz ≈ h 225 mm Ø79 mm ≈ Item 05085 SKU 850048 Box/6	Coupe 30 cl · 10 oz ≈ h 173 mm Ø102 mm ≈ Item 16085 SKU 850055 Box/6	Champagne 20 cl · 7 oz ≈ h 233 mm Ø69 mm ≈ Item 17285 SKU 851717 Box/6



GILDE

The GILDE collection is one of Royal Leerdam's evergreens. It was designed by A.D. Copier in collaboration with the association of Dutch wine merchants. Even today GILDE is a highly successful collection. Due to its simplicity and versatility, its short stem and strong bowl it is perfect for basic, high volume services. These timeless and classic shapes still enjoy great success.

- Designed by A.D. Copier
- Simple and versatile design
- For intensive and professional use
- Evergreen

GILDE . Wine 24 cl≈



GILDE



Wine
29 cl · 10,25 oz ≈
h 156 mm | Ø78 mm ≈
Item 03052 | SKU 527001
Box/6



Wine
24 cl · 8,5 oz ≈
h 152 mm | Ø73 mm ≈
Item 04052 | SKU 527018
Box/6



Wine
20 cl · 7 oz ≈
h 138 mm | Ø69 mm ≈
Item 05052 | SKU 527094
Box/6



Champagne
15 cl · 5,25 oz ≈
h 159 mm | Ø54 mm ≈
Item 17752 | SKU 527148
Box/6



GILDE

- Designed by A.D. Copier
- Simple and versatile design
- For intensive and professional use
- Evergreen



GILDE . Brandy 25 cl≈



GILDE



Cordial
6 cl · 2 oz ≈
h 81 mm | Ø48 mm ≈
Item 10052 | SKU 521061
Box/6



Cordial - Lined
4 cl · 1 oz ≈
h 81 mm | Ø48 mm ≈
Item 10052 | SKU 527209
Box/6



Liqueur
11 cl · 3,75 oz ≈
h 73 mm | Ø69 mm ≈
Item 13052 | SKU 527230
Box/6



Brandy
25 cl · 8,75 oz ≈
h 102 mm | Ø81 mm ≈
Item 18052 | SKU 521047
Box/6



GRANDEUR

The GRANDEUR series is a must-have for every restaurant, hotel and catering service. These stylish, elegant glasses will not just impress your customers but will also raise the bar of your establishment's standards. The unconventional shape allows for increased aromatic intensity while offering a remarkable presentation to accentuate any tabletop.

Modern and stylish design

Flat bottom base

Increased aromatic intensity

Fine dining

GRANDEUR . Wine 31 cl



GRANDEUR



Wine
60 cl · 20,25 oz ≈
h 224 mm | Ø95 mm ≈
Item 02412 | SKU 212402
Box/6

Wine
43 cl · 14,5 oz ≈
h 211 mm | Ø86 mm ≈
Item 02312 | SKU 212303
Box/6

Wine
31 cl · 10,5 oz ≈
h 201 mm | Ø78 mm ≈
Item 03312 | SKU 213317
Box/6

Champagne
22 cl · 7,5 oz ≈
h 219 mm | Ø78 mm ≈
Item 17312 | SKU 212853
Box/6

Water
48 cl · 16,25 oz ≈
h 104 mm | Ø89mm ≈
Item 25112 | SKU 212563
Box/6



L'ESPRIT du VIN

The L'ESPRIT DU VIN collection was designed by Siem van der Marel, in cooperation with a wine association and a sommelier. Its simple design makes it perfect for any occasion, L'Esprit du Vin is the perfect all-rounder for your all-day business. The classic bowl shape allows for gentle swirling to reveal the bouquet of both red and white wines. The smaller 14cl glass is perfect for dessert wines. The range can be used for both wine by the bottle and by the glass serving. The shorter stem gives stability to the glass and the light weight makes it easy to serve from trays.

Designed by Siem van der Marel

Co-creation with wine specialists

Simple elegant shape

Banqueting and fast-paced restaurants

L'ESPRIT du VIN . Wine . 53 cl≈



L'ESPRIT du VIN



Wine
53 cl · 18 oz ≈
h 219 mm | Ø89 mm ≈
Item 02154 | SKU 540468
Box/6



Wine
41 cl · 14,25 oz ≈
h 206 mm | Ø83 mm ≈
Item 02054 | SKU 540314
Box/6



Wine - Lined 12,5 cl
41 cl · 14,25 oz ≈
h 206 mm | Ø83 mm ≈
Item 02054 | SKU 540093
Box/6



Wine
32 cl · 11,25 oz ≈
h 198 mm | Ø77 mm ≈
Item 03054 | SKU 540345
Box/6



L'ESPRIT du VIN

Designed by Siem van der Marel

Co-creation with wine specialists

Simple elegant shape

Banqueting and fast-paced restaurants

L'ESPRIT du VIN . Champagne 21 cl≈



STEMWARE | 33

L'ESPRIT du VIN



Wine
25 cl · 8,75 oz ≈
h 189 mm | Ø71 mm ≈
Item 05054 | SKU 540369
Box/6

Champagne
21 cl · 7,25 oz ≈
h 214 mm | Ø63 mm ≈
Item 17145 | SKU 540451
Box/6

Port wine
14 cl · 5 oz ≈
h 179 mm | Ø60 mm ≈
Item 08054 | SKU 540444
Box/6

Water
33 cl · 11,75 oz ≈
h 99 mm | Ø84 mm ≈
Item 3540VCP33 | SKU 834277
Box/6



PLAZA

The PLAZA range combines elegance with functionality and efficiency. The practical design of the traditional PLAZA collection is ideal for serving wine by the bottle or by the glass. Whether it is used in casual dining or fine dining, the classic and contemporary design suits the needs of any occasion.

Elegant and contemporary design

Classic bowl shape

Functional and efficient

Casual and fine dining

PLAZA . Wine 33 cl≈



STEMWARE | 35

PLAZA



Wine
44 cl · 15,5 oz ≈
h 222 mm | Ø85 mm ≈
Item 02067 | SKU 773002
Box/6



Wine
33 cl · 11,5 oz ≈
h 212 mm | Ø79 mm ≈
Item 04067 | SKU 773071
Box/6



Champagne
19 cl · 6,75 oz ≈
h 229 mm | Ø69mm ≈
Item 17067 | SKU 773088
Box/6



RONDA

Royal Leerdam's RONDA range is designed to have the best of both worlds: a comfortable design that fits in the palm of your hand as well as a light-weight, elegant design that enables you to optimally enjoy your wine. Whether your staff is serving from trays in high pace environments, or your venue is located in a windy location or is situated on a maritime vessel: the Ronda range is extremely stable.

- Elegant shape
- Light-weight
- Casual dining
- Extremely stable



RONDA . Wine 59 cl



RONDA

		
<div>Wine 72 cl · 24,25 oz ≈ h 107 mm Ø109 mm ≈ Item 25280 SKU 805031 Box/6</div>	<div>Wine 59 cl · 19,75 oz ≈ h 101 mm Ø103 mm ≈ Item 25180 SKU 805017 Box/6</div>	<div>Wine 47 cl · 15,5 oz ≈ h 96 mm Ø95mm ≈ Item 25080 SKU 805000 Box/6</div>





GOLDEN COLLECTION . Bonheur Gin & Tonic 65cl . Carré Optics Coupe 30cl . Régis Wine 53cl

GOLDEN COLLECTION

The GOLDEN COLLECTION by Royal Leerdam blends sophistication and perfection for an indulgent experience. Clear glassware that redefines elegance and exquisite features. This collection includes 3 ranges:

BONHEUR OPTICS, an exciting addition with a vintage-inspired design. From refreshing Gins to exotic Margaritas and classic Martinis, this range is the perfect choice for fancy restaurants and bars.

CARRÉ OPTICS, a new line featuring two wine glasses, a flute, and a coupe, ready to grace every table.

And RÉGIS, a standout in our GOLDEN COLLECTION, with a trio of wine and champagne glasses, excellent for robust reds, light to medium-bodied whites, and dry, fruity sparklers.

CARRÉ OPTICS NEW

Designed with simplicity to create a trendy ambiance, the CARRÉ OPTICS range features a sharp-angled bowl, making it a beautiful addition to your dining area or bar.

The classic design, coupled with enchanting optical effects, makes CARRÉ OPTICS a distinctive addition to your stemware collection.

Classic & elegant design

With optical effects

Casual and fine dining



CARRÉ OPTICS NEW



Wine
65 cl · 17,5 oz ≈
h 217mm | Ø90,8mm ≈
Item 02136 | SKU 361216
Box/6



Wine
38,5 cl · 13 oz ≈
h 217mm | Ø82,3mm ≈
Item 03136 | SKU 250299
Box/6



Champagne
22,5 cl · 13 oz ≈
h 230mm | Ø55,6mm ≈
Item 17136 | SKU 250305
Box/6



Coupe
30cl · 10,25 oz ≈
h 163,5 mm | Ø104,5mm ≈
Item 16036 | SKU 250336
Box/6



RÉGIS **NEW**

RÉGIS combines elegance and efficiency, transforming every sip into an exquisite moment in the world of fine dining. With easily gripped stems and generously sized bowls, RÉGIS elevates the wine appreciation experience, becoming perfect for both catering services and home enjoyment. Above all, the premium laser-cut rim enhances the drinking experience.

Minimalist and functional design

Versatility for different wines

With laser cut rim



GOLDEN COLLECTION . Régis Champagne 18,5cl



GOLDEN COLLECTION | 43

RÉGIS **NEW**



Wine
53 cl · 18 oz ≈
h 220 mm | Ø86,5 mm ≈
Item 32317-9400 | SKU 322347
Box/6



Wine
41,5 cl · 14 oz ≈
h 212mm | Ø81mm ≈
Item 32217-9400 | SKU 322071
Box/6



Champagne
18,5 cl · 6,25 oz ≈
h 203 mm | Ø54,7mm ≈
Item 47217-9400 | SKU 470277
Box/6



NEW

BONHEUR

Introducing BONHEUR OPTICS, an exciting addition to your barware collection with a vintage-inspired design.

Each glass in this range features a beautiful stem adorned with vertical lines, complemented by traditional cocktail-shaped bowls with attractive optical effects. Every detail displays timeless elegance and sophistication.

Vintage design with optical effects

Tradition & innovation

Timeless elegance and sophistication



GOLDEN COLLECTION . Bonheur Coupe 32cl



GOLDEN COLLECTION | 45

BONHEUR NEW



Gin & Tonic
65 cl · 22 oz ≈
h 208mm | Ø110mm ≈
Item 02236 | SKU 360073
Box/6



Margarita
30 cl · 10,25 oz ≈
h 181mm | Ø107mm ≈
Item 16236 | SKU 360080
Box/6




Martini
24 cl · 8 oz ≈
h 187mm | Ø107,7mm ≈
Item 14236 | SKU 360097
Box/6



Coupe
32cl · 10,75 oz ≈
h 184 mm | Ø95mm ≈
Item 14136 | SKU 360103
Box/6



- Designed by Barbara Verbeek
- Modern and elegant design
- Slim 6mm stem
- Fine laser cut rim
- For ultimate wine experience
- Fine dining



Experts' *Collection*

The Experts' Collection embodies the beauty of an elegant design and a perfect bowl shape, developed to enhance the wine's taste experience. The series has been created in a close collaboration with Barbara Verbeek, a well-known Dutch wine expert and wine journalist. "Every wine is unique" Barbara explains, "my ambition was to develop a range of wine glasses, respecting the unique characteristics of each type of wine to bring out the wine's notes and flavours".

The Experts' Collection range consists of six different glasses. They are suited for wines which are Light & Fresh, Fruity & Smooth, Round & Mature, Powerful & Spicy and for Sparkling wines. Also, the range offers a versatile stemless glass which is perfect for serving water but it can also be used for serving wine. For more information we kindly refer you to our website. Scan the QR code to go to our product page.

Language NL:



Language EN:



LIGHT & FRESH

This particular shape helps to reveal the scent and taste of light & fresh wines whether they are red, white or rosé. The tapered shape emphasizes the fruitiness and freshness of the wine and captures the fragrance and taste. Ultimately, the elegant fine rim enhances the pureness of the wine's taste.

FRUITY & SMOOTH

This particular shape helps to reveal the scent and taste of fruity & smooth wines whether they are red, white or rosé. The tapered shape emphasizes the fruitiness and freshness of the wine and captures the fragrance and taste. Ultimately, the elegant fine rim enhances the pureness of the wine's taste.



LIGHT & FRESH



Wine Light & Fresh
29 cl · 9,75 oz ≈
h 199 mm | Ø76 mm ≈
Item 35008-9400 | SKU 273373
Box/6



FRUITY & SMOOTH



Wine Fruity & Smooth
34 cl · 11,5 oz ≈
h 211 mm | Ø76 mm ≈
Item 33008-9400 | SKU 273380
Box/6



ROUND & MATURE

This particular shape helps to reveal the scent and taste of round & mature wines whether they are red, white or rosé. The blossoming shape releases the fruitiness, wood aging and complexity of the wine and helps capture the fragrance and taste. Ultimately, the elegant fine rim enhances the pureness of the wine's taste.

POWERFUL & SPICY

This particular shape helps to reveal the scent and taste of powerful & spicy wines whether they are red, white or rosé. Its open shape releases the fruitiness, wood aging and complexity of the wine and helps capture the fragrance and taste. Ultimately, with elegant fine rim enhances the pureness of the wine's taste.



ROUND & MATURE



Wine Round & Mature
43 cl · 14,25 oz ≈
h 207 mm | Ø89 mm ≈
Item 32008-9400 | SKU 273397
Box/6



POWERFUL & SPICY



Wine Powerful & Spicy
55 cl · 18,5 oz ≈
h 205 mm | Ø104 mm ≈
Item 32108-9400 | SKU 383027
Box/6



Experts' | 51
Collection

SPARKLING

The Sparkling wine glass is especially designed for sparkling wines according to the "Traditional Method". The elegant rounded shape helps to release the scent and taste of these wines. Its open shape enhances the nose which results in an optimal aroma and taste experience. Also letting the wine land on the tip of the tongue with softer bubbles while enhancing the mousse.



FINESSE LASER
CUT RIM



THIN STEM

STEMLESS WINE & WATER GLASS

This matching versatile glass is especially designed as a water glass but is also very suitable for different types of wines, whether they are red, white or rosé. The tapered shape captures the fragrance and taste of the wine and the fine rim finish adds more elegance and pureness to the wine's taste.



FINESSE LASER
CUT RIM



Experts' | 53
Collection

SPARKLING



Coupe Sparkling
27 cl · 9,25 oz ≈
h 173 mm | Ø 89 mm ≈
Item 46008-9400 | SKU 273366
Box/6



STEMLESS WINE & WATER GLASS



Wine & Water
45 cl · 15,25 oz ≈
h 101 mm | Ø 89 mm ≈
Item 55008-9400 | SKU 273403
Box/6





SPECIALS BEERS

Royal Leerdam's SPECIALS BEER glasses are carefully designed to complement any beer style. Serving beer in the appropriate glass will accentuate its aroma, flavor and mouthfeel. Also it will influence the amount of head and carbonation. A Pilsner for example needs a tall and rather slender glass which reveals the color and carbonation of the beer. The tulip beer glass with a round and slightly flared shape on the other hand, is designed for Belgian beers. It captures the head and promotes the aroma and flavor of typical Belgian beers. Not only do beer glasses provide a nicer drinking experience, but they also enhance the beer's flavor based on their shape. Therefore, it's crucial to the success of any bar, restaurant or bistro to serve beers in the proper glasses.

For beer tastings, Royal Leerdam offers the AnDer 1.0 beer glass, a co-creation between Royal Leerdam and Dutch beer experts. AnDer's beautiful design goes hand-in-hand with its functionality. The wide tulip-shaped bowl with a narrow top, makes it ideal to optimally judge the flavour, aroma, colour, clarity and foam concentration of different beer types.

SPECIALS BEERS

The SPECIALS BEERS range offers a wide variety of beer glasses. Each glass shape is designed to enhance the flavour of beer. The shape of the glass not only helps to release the aromas but also creates a foamy head. This resulted in six shapes, from a short stemmed beer glass to a typically tall beer glass. Moreover, these versatile beer glasses will also enrich the visual experience for maximum enjoyment.

- Versatile
- Optimizes flavour, aromas and presentation
- Suitable for tap and bottled beer

SPECIALS BEERS . Weizen 68 cl



SPECIALS BEERS | 57

SPECIALS BEERS

Weizen 68 cl · 23 oz ≈ h 224 mm Ø92 mm ≈ Item 3924VCP68 SKU 834468 Box/6	IPC/Cider 48 cl · 16 oz ≈ h 194 mm Ø78 mm ≈ Item 3923VCP47 SKU 834451 Box/6	Pilsener/Radler/White 40 cl · 13,5 oz ≈ h 170 mm Ø75mm ≈ Item 3663VCP40 SKU 834475 Box/6	Footed Pilsener/Bock 30 cl · 10,25 oz ≈ h 194 mm Ø67 mm ≈ Item 3163VCP30 SKU 834437 Box/6	Blonde/Amber/Triple 40 cl · 13,5 oz ≈ h 152 mm Ø88 mm ≈ Item 3662VCL40 SKU 834444 Box/6	AnDer 1.0 Beer taster 26 cl · 8,75 oz ≈ h 143 mm Ø80 mm ≈ Item 01044 SKU 440171 Box/6



SPECIALS COCKTAILS

The SPECIALS COCKTAILS series is specially designed for professional use in any food service area that serves special drinks. The classic shapes serve the classic cocktails like Martini, Gin Tonic and the Coupe is meant for “up and over” cocktails, which means any drink that’s shaken, stirred, strained in a chilled glass and served without ice. For tropical drinks our Hurricane glass can be used. It’s a tall curved glass and shaped like the hurricane lamp. It’s typically used to serve the Hurricane cocktail, but it’s also well suited for a numerous other tropical and tiki cocktails like the Singapore Sling, Piña Colada, and Scorpion.

Besides the more traditional classic glass shapes we also offer a short and tall Gin Tonic. These beautiful elegant glasses have a modern angled bowl, a slightly thinner stem and a wide bowl which makes them perfect for Gin Tonic or any other cocktail with plenty of ice and garnishes.

As a novelty we added the Margarita glass a classic shape that every venue needs to have.

SPECIALS COCKTAILS

The SPECIALS COCKTAILS series is specially designed for professional use in any food service area that serves special drinks and it will complement any of our wine glass collections. These classic shapes serve the classic cocktails and are also versatile: you can also use it for nice appetizers and desserts. New in the range is the Margarita glass. A classic shape that any venue needs.

Elegant design

For classic cocktails

Versatile

Suitable for any food service area



SPECIALS COCKTAILS . Gin Tonic short 65 cl

SPECIALS COCKTAILS



Gin & Tonic tall
65 cl · 21,75 oz ≈
h 233 mm | Ø105 mm ≈
Item 02826 | SKU 262889
Box/6



Gin & Tonic short
65 cl · 21,75 oz ≈
h 151 mm | Ø105 mm ≈
Item 02926 | SKU 262896
Box/6



Gin & Tonic
60 cl · 20,25 oz ≈
h 194 mm | Ø110 mm ≈
Item 3658VCL60 | SKU 834291
Box/6



Gin & Tonic
65 cl · 21,75 oz ≈
h 190 mm | Ø110 mm ≈
Item 02102 | SKU 212884
Bulk Box/6



SPECIALS COCKTAILS

Elegant design

For classic cocktails

Versatile

Suitable for any food service area



SPECIALS COCKTAILS . Margarita 32cl

SPECIALS COCKTAILS



NEW

Margarita
32 cl · 10,75 oz ≈
h 177 mm | Ø107 mm ≈
Item 16168 | SKU 610086
Box/6



Hurricane
44 cl · 15,75 oz ≈
h 208 mm | Ø78 mm ≈
Item 3927VCL44 | SKU834307
Box/6



Martini
26 cl · 9,25 oz ≈
h 180 mm | Ø108 mm ≈
Item 14068 | SKU 613292
Box/6



Coupe
24 cl · 8,5 oz ≈
h 150 mm | Ø93 mm ≈
Item 16061 | SKU 613247
Box/6





SPECIALS SPIRITS . Whiskey 26 cl . Brandy 37 cl

SPECIALS SPIRITS

Just like with wines, beers and cocktails, there is a specific glass suitable for drinking liquors and spirits. The SPECIALS SPIRITS collection offers a fine array of glassware designed to elevate the experience of breathing in and tasting your favorite drink to the full. Part of the collection are classic shaped brandy glasses, with a short stem and rounded wide bowl with a narrow rim. Perfect to be cupped in the hand to gently swirl and warm the spirit so the aromatic bouquet of the brandy is being released. The wide bowl allows for maximum aroma and flavor to develop, as you drink with each sip. Our collection also contains glasses for serving grappa, aquavit and whisky.

SPECIALS SPIRITS

The SPECIALS SPIRITS collection is specially designed for professional use in any foodservice area that serves special drinks. The range complements any of our wine ranges. The design of these glasses is based on the ideal design for professional use. New in the range are the Brandy, Grappa and Whiskey/Rum. With their angled bowl these glasses are the perfect modern addition to your spirits collection. Furthermore, the Grappa and Whiskey/Rum glass feature an elegant 7mm tall stem which makes them very elegant.

Elegant shapes

Optimal enjoyment of Brandy, Grappa and more

Casual and fine dining

SPECIALS SPIRITS . Brandy 35 cl



SPECIALS SPIRITS | 67

SPECIALS SPIRITS



Brandy
80 cl · 28 oz ≈
h 154 mm | Ø115 mm ≈
Item 18255 | SKU 612486
Box/4



Brandy
35 cl · 11,75 oz ≈
h 147 mm | Ø87 mm ≈
Item 18026 | SKU 260694
Box/6



Brandy
37 cl · 13 oz ≈
h 129 mm | Ø88 mm ≈
Item 18184 | SKU 613261
Box/6



Arome Tasting glass
18 cl · 6 oz ≈
h 105 mm | Ø72 mm ≈
Item 3713VCP18 | SKU 834338
Box/6



Arome brandy
29 cl · 9,75 oz ≈
h 88 mm | Ø92 mm ≈
Item 3713VCP29 | SKU 834321
Box/6




THIN STEM




SPECIALS SPIRITS

INTERMEZZO


Royal Leerdam and INTERMEZZO are inseparable. Both are Dutch originals and they share a long and successful history. An excellent choice for serving any other liqueur or vodka besides jenever, Intermezzo is a speciality glass that every bartender should have in his arsenal. Also a perfect choice for serving sake and gin.




Whiskey
26 cl · 8,75 oz ≈
h 224 mm | Ø72 mm ≈
Item 18126 | SKU 260717
Box/6




THIN STEM




Grappa
9 cl · 2,75 oz ≈
h 204 mm | Ø49 mm ≈
Item 10126 | SKU 260700
Box/6




THIN STEM




Grappa
9 cl · 3,25 oz ≈
h 160 mm | Ø51 mm ≈
Item 10132 | SKU 613278
Box/6



Aquavit
5 cl · 1,75 oz ≈
h 141 mm | Ø54 mm ≈
Item 10981 | SKU 621143
Box/6



Tasting glass
13 cl · 4,5 oz ≈
h 132 mm | Ø59 mm ≈
Item 07399 | SKU 613223
Box/6



Wine taster
22 cl · 7,25 oz ≈
h 153 mm | Ø65 mm ≈
Item 05144 | SKU 440645
Bulk Box/12



Cordial
5 cl · 1,75 oz ≈
h 120 mm | Ø51 mm ≈
Item 10255 | SKU 615005
Box/12



Cordial - Lined 3,5cl
5 cl · 1,75 oz ≈
h 120 mm | Ø51 mm ≈
Item 10255 | SKU 615012
Box/12



Cordial - Lined 3,5cl
4 cl · 1,25 oz ≈
h 111 mm | Ø52 mm ≈
Item 10161 | SKU 615029
Box/12





DESSERTS & APPETIZERS

The DESSERTS & APPETIZERS range, formerly known as Fun4Food, elevates gastronomic presentation with our exquisite glassware collection, crafted specifically for discerning professionals in the industry.

This is a sophisticated range, designed to add a touch of elegance to innovative creations, raising the dining experience and impressing with the seamless blend of functionality and aesthetics.

DESSERTS & APPETIZERS introduces a set of 7 versatile glassware pieces.

4 dessert pieces ideal for indulgent cakes, exquisite parfaits, refreshing sorbets, and vibrant fruit salads. And 3 appetizer pieces, perfect for elegant starters and delightful hors d'oeuvres.

NEW

SPECIALS DESSERTS

Create inspirational moments with our 4 DESSERT pieces, ideal for indulgent cakes, exquisite parfaits, refreshing sorbets, and vibrant fruit salads. The Sundae, Evita and Amélie shapes are new in the collection.

Elegant design

Enhances textures and colours

Durable and functional



SPECIALS DESSERTS . Evita 29cl



SPECIALS DESSERTS NEW



Sundae
35 cl · 11,75 oz ≈
h 189 mm | Ø83,1 mm ≈
Item 21106VTC35 | SKU 834574
Box/6



Evita
29 cl · 9,75 oz ≈
h 89 mm | Ø124,5 mm ≈
Item 21104VTC29 | SKU 834598
Box/6



Amélie
25 cl · 8,5 oz ≈
h 89,3 mm | Ø106 mm ≈
Item 21105VTC25 | SKU 834581
Box/6



Darren
28 cl · 9,5 oz ≈
h 86 mm | Ø108,5 mm ≈
Item 2233VTC28 | SKU 83523
Box/6



NEW

SPECIALS APPETIZERS

Boost inspiring experiences with our 3 APPETIZER pieces, perfect for elegant starters and delightful hors d'oeuvres.

Elegant design

Enhances textures and colours

Durable and functional



SPECIALS APPETIZERS . Lucas 10cl



SPECIALS APPETIZERS NEW



Lenn
11 cl · 3,75 oz ≈
h 76,2 mm | Ø68,8 mm ≈
Item 2822VCP11 | SKU 835229
Box/6



Lucas
10 cl · 3,5 oz ≈
h 72,5 mm | Ø52,9 mm ≈
Item 3710VCP10 | SKU 835212
Box/6



Amira
16 cl · 71,5 oz ≈
h 89,3 mm | Ø106 mm ≈
Item 3502VCP15 | SKU 835243
Box/6





ENSEMBLE Range

SERVEWARE

In this chapter we offer solutions for tabletop wine service and presenting fruit-infused drinks in your establishment. The ENSEMBLE range consists of decanters and matching water glasses, especially designed to create a freshly looking water presentation. Trendy yet practical, with its long silhouette, these large capacity pieces can turn any table setting from casual to elegant and stylish. It is suitable for water, juice and fruit-herb-infused-water and even sangria and white and rosé wines. Because of the wide mouth it makes cleaning easier. It will be an excellent addition to any dining area.

ENSEMBLE

Contemporary and stylish design

Suited for water, infused water, juice, sangria, white and rosé wines

Casual and fine dining



ENSEMBLE Range

ENSEMBLE



Decanter with label
107 cl · 36,5 oz ≈
h 250 mm | Ø100 mm ≈
Item 3757VDCAB | SKU 834413
Bulk Box/6



Decanter with black lid
107 cl · 36,5 oz ≈
h 250 mm | Ø100 mm ≈
Item 3757VDCA8 | SKU 834420
Bulk Box/6



Decanter with label
74 cl · 25 oz ≈
h 240 mm | Ø89 mm ≈
Item 3757VDC74 | SKU 834406
Bulk Box/6



Water
45 cl · 15 oz ≈
h 117 mm | Ø85 mm ≈
Item 25074 | SKU 250374
Bulk Box/6



Water
37 cl · 12,5 oz ≈
h 87 mm | Ø90 mm ≈
Item 25174 | SKU 251746
Bulk Box/6





CARRÉ Range

HANDLING GUIDE

Why glassware breaks

Glassware is one of the most important tools used in the hospitality industry. It is also one of the hardest materials around, yet under certain conditions it can also be fragile. The number one reason for glass breakage is improper handling. This guide presents you and your staff with insights into how to minimize breakage through proper handling of your glassware. By applying these tips you can save 20-30% on glassware costs.

Thermal shock

Glass holds temperature, and a rapid change in temperature can cause enough stress to result in breakage. The main moments when thermal shock loss can occur are in the dishwashing cycle and when preparing drinks. To minimize loss always allow glasses to reach room temperature before and after they are washed and pre heat glasses that will hold hot beverages.

Mechanical shock

Mechanical shock in glassware is the direct result of contact with another object, such as a spoon, a beer tap, another glass, or a piece of china. This kind of contact can cause a minute abrasion, invisible to the eye, but a source of weakness in the glass, making it more susceptible to breakage from impact or thermal shock.


DRINK PREPARATION



Use plastic scoops to pour ice.



Never let a glass touch the tap or dispenser.




Re-stock glassware to be prepared for rush periods.

SERVICE



Never carry glasses in bouquets.



Bottles should not touch glasses when pouring.



Remove glasses that are no longer in use from the table.



Glasses should not touch each other on trays.

STORAGE



Store glasses in correct compartmentalized racks or boxes.



Glasses in overhead racks should not touch.



Allow glasses time to cool before handling them.

WASHING & CLEANING



Wash before first use.



Check the temperature of the dishwasher rinsing and drying cycles.



Remove damaged or abraded glassware from service (damaged glass may break in the dishwasher).



Use the correct rack for the glasses you are washing.



Hold stemware by the stem (not foot) when polishing.



Remove ice from glasses as quickly as possible (to avoid thermal shock).



Check the temperature of the water regularly.



Sort items in bus bins and trays (do not overload them).



Never put cutlery or other objects inside glasses.



Leerdam Crisal Glass
Lingedijk 8, 4142 LD Leerdam
The Netherlands
Tel +31 (0) 345 67 16 11
www.royalleerdam.com

This catalogue may include inaccuracies or typographical errors.